

Evidence.com Link - Video Download Instructions

The email below is a demonstration of an email sent by Evidence.com with a download link provided by Office of the State Attorney, 20th Judicial Circuit, for discovery purposes.

Note that the link is only active for 120 days and will expire on the date indicated in the email.



20TH JUDICIAL CIRCUIT (FL) STATE ATTORNEY'S OFFICE

SAO personal from **20th Judicial Circuit (FL) State Attorney's Office** (florida20sao.evidence.com) has sent you a link to download the case (**LEA's agency report number and defendants name**) on Evidence.com. You will download a zip or iso file containing the pieces of evidence in this case. This download may take a while depending on your internet connection.

Please note that your access to this link will expire on Date of expiration.

After that, you will need to contact the sender to request access.

Download link:

[\[Click here to download\]](#)

Sincerely,

The Axon Team

In order to download the videos click the blue hyperlink that reads “(Click here to download)”



20TH JUDICIAL CIRCUIT (FL) STATE ATTORNEY'S OFFICE

SAO personal from **20th Judicial Circuit (FL) State Attorney's Office** (florida20sao.evidence.com) has sent you a link to download the case (**LEA's agency report number and defendants name**) on Evidence.com. You will download a zip or iso file containing the pieces of evidence in this case. This download may take a while depending on your internet connection.

Please note that your access to this link will expire on Date of expiration.

After that, you will need to contact the sender to request access.

Download link:

[\[Click here to download\]](#)

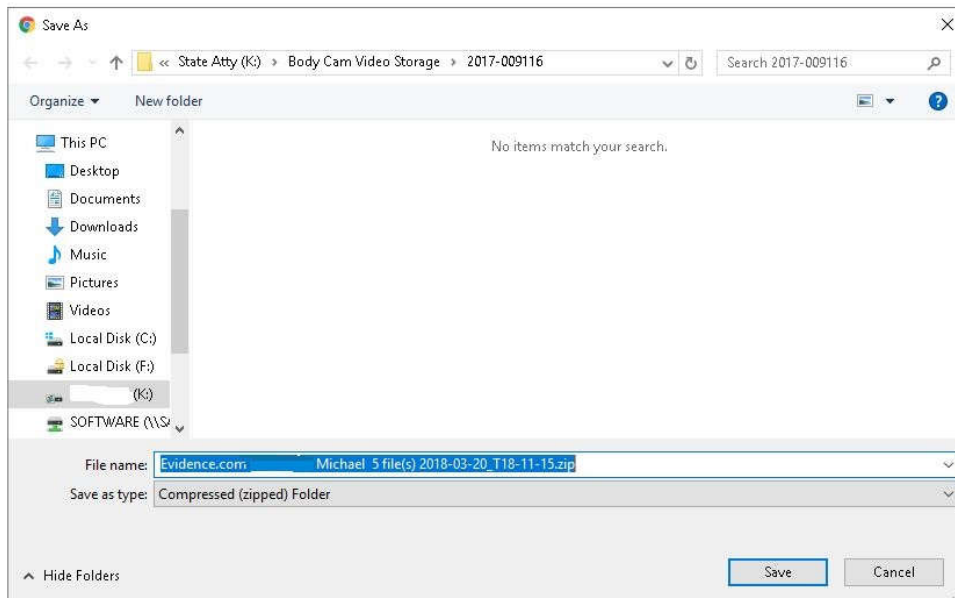
Sincerely,

The Axon Team

Once you click the link, your internet browser will open to a screen similar to this.

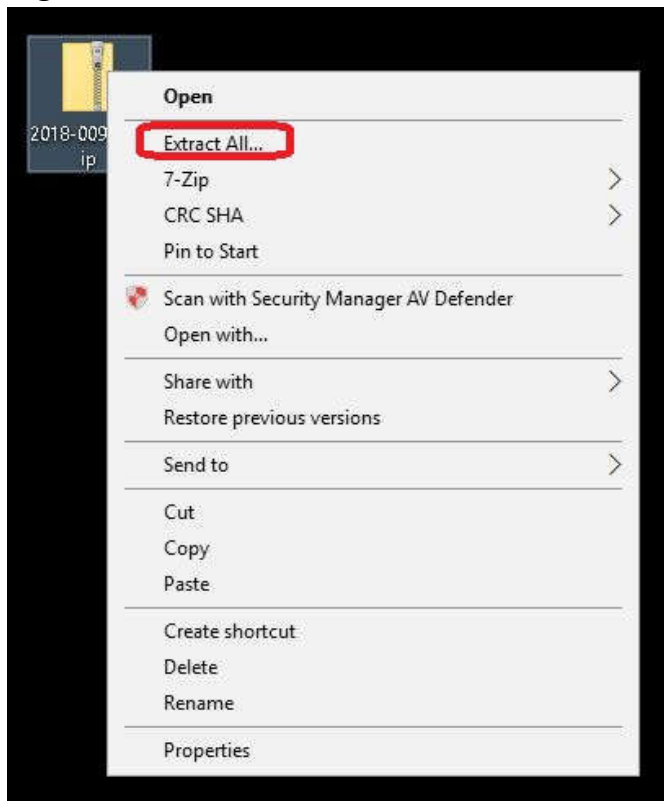


A screen will pop up asking where to save the file or if you have it set up to automatically save to a location, it will do so.

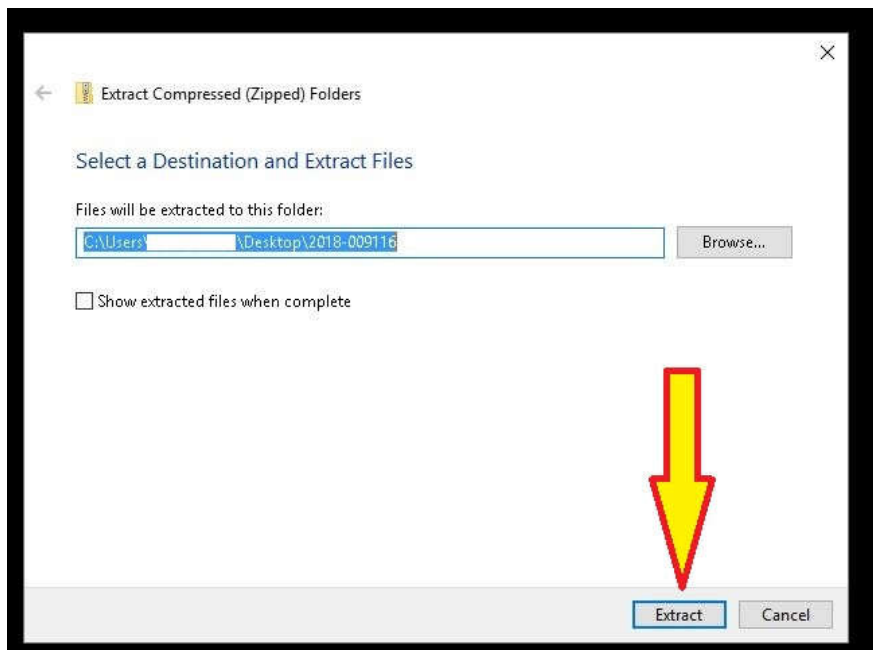


In order to properly view the videos, the files will need to be extracted from the .zip folder.

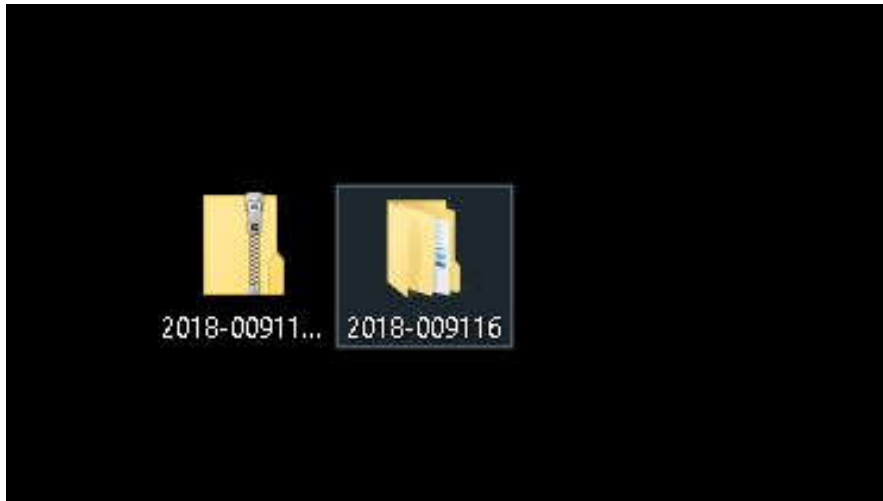
Right click the file and select the “extract all” option.



A window will pop up asking where you would like to save the file. The default is in the same folder that the zip file is located. Click “extract”



Once the files are extracted, you will have a folder with the same name as the original zip file. The file without the zipper on it can be opened and the videos contained within can be played in any media player.



These instructions are based on a Windows 10 computer; they are meant to serve as a general guide and should work for most computers. Please note that your computer may vary in verbiage but the order of steps still should apply.